

Linwood Township  
22817 Typo Creek Drive  
Stacy, MN 55079

Office: 651-462-2812  
Building Dept: 763-331-7722  
Recycling Ctr: 651-272-5102  
Senior Ctr: 651-462-5565

Monthly Activities @  
the Senior Center

Exercise  
**Every**  
M-W-F 8:45 am-9:45 am

Helping Hands  
**1st Wednesday** at 1 pm

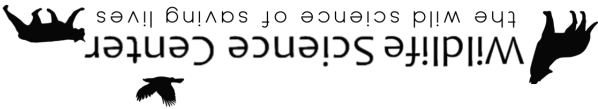
Coffee social  
**every Thursday** 9 am-10 am

Community Zumba  
**Every Saturday**  
at 10:30 am

Community Game Day  
**3rd Monday** at 10:30 am

Golden Club  
**3rd Wednesday** at 12 pm

22830 Sunrise Road NE, Stacy, MN 55079    www.wildlifesciencecenter.org    651-464-3993



**Outreach Programs** - Invite our animal ambassadors to your next group visit.  
**Experiences** - available year round with a reservation.  
**Private Programs and Wildlife Science Center Staff Guided**

**Open Hours** – Wednesdays 10:00 to Noon; Saturdays 11:00 to 2:00; No reservation required.

Group and Family Opportunities

Fall and Winter are amazing times to visit the Wildlife Science Center to see and learn about our resident wildlife displaying their full winter coats. Our resident wildlife include gray wolves, red wolves, Mexican gray wolves, coyotes, foxes, mountain lions, cougars, porcupines, raccoons, skunks, reptiles, and raptors. Plan a visit to WSC this fall or winter. Here are some options.

Greetings from the  
Wildlife Science Center

**October 29, 2022 - Howl-O-Ween**  
**January 28th, 2023 - Winter Festival/ Dog Sledding**  
Check our website for more event details and additional information about the educational opportunities at the Wildlife Science Center.

2022 - 2023 Calendar of Events



FRIENDS OF LINWOOD TOWNSHIP

Thank you for all your support in visiting our History Tent and touring our Civil War Veterans at the Linwood Cemetery this year during Linwood Family Fun Days.



“If you were given 5 minutes with a grandparent or ancestor, who would it be and what would you talk about?” Our committee has been very busy this past year collecting stories from families living in Linwood as well as interviewing descendants of some of our early pioneers who came to this area and made Linwood their home. In addition, we have collected historical pictures, made a history memorial quilt that is on display in the Linwood Community and Senior Center, and created a Book about Linwood Township. Our goals and aim are to continue to preserve all of the history of Linwood.



You don’t need to be a genealogy expert to be part of this venture, just a willingness to be interested in history. Please call us at 651-262-9270 for questions. Check out our website where we post history items all pertaining to Linwood. (Facebook, Linwood Township History). **We meet the 2nd Thursday of each month @ 7pm in the Senior Center** to explore ideas that will enhance and enrich our community and leave a legacy for all us to enjoy. Please come and join us.



~A very big Thank You to all of the fabulous volunteers who gave their time to make LFFD happen. ~Thank you to the Linwood Town Board for their support and involvement; the township office staff for their endless work to make the day wonderful. Thank you to the Boyscouts for their pancake breakfast. ~Thanks to Highland Money Management, Inc., Tim Zumwalt Realtor, & Linwood Country Store & Pizza for sponsoring the Geocache prize pack. ~Thanks to the creative minds and participants who made the parade, car show and Cruise-in happen. ~We appreciate all the vendors and entertainment that spent the day with us. ~Thanks to the Fire Department & Anoka County Sheriff’s Office for all their hard work and keeping everyone safe. ~A huge thank you to our sponsors that donated so graciously. ~Thank you to everyone who came out and enjoyed the day with us. ~A very special thank you to the LFFD committee for organizing and procuring all the venues that made Linwood Family Fun Day possible!



# Senior & Community Center



JOIN US FOR A  
**Linwood Halloween**  
SATURDAY, OCTOBER 29

HOSTED BY  
Linwood School Forest  
Linwood Senior & Community Center  
Linwood Covenant Church

Linwood Covenant Trunk-or-Treat **4:30-6:30PM**  
Halloween Party @ Linwood Elementary **6-8PM**  
Trick-or-Treat Hike in the School Forest **5:30-7:30PM**

**B I N G O**

PIE BINGO

NOVEMBER 2<sup>nd</sup>

*Linwood Holiday Craft Fair*

Shop from local crafters & home based businesses

Saturday December 3rd  
9am-4pm

Bring the kids!  
We will have a card making activity set up.  
Cards will be made for loved ones and local seniors in the area to be distributed by December 24th.

## More upcoming events:

- Mandala Stone Painting - November 6th 2022 @ 1:00pm (\$35 materials)
- Kiddos & Card Making - December 3rd 2022 @ 9:00am (during craft fair)
- Valentines Sweetheart Luncheon - February 14th 2023 @ 12:00pm
- Kindness Rock Painting, March 9<sup>th</sup> 2023 @ 11:00am.

All events are open to the public, unless noted as pre-registration required.

Please visit the Senior and Community Center's calendar @ [linwoodtownship.org/senior](http://linwoodtownship.org/senior)

for more information on classes and events!

Call 651-462-5565



Don't forget to follow us on Facebook!



Zumba:  
Saturdays @ 10:30am

### NO CLASS-

October 22nd  
November 26th  
December 3rd



Coffee Social:  
Every Thursday 9am  
Get to know some new local friends with fellowship, hot coffee & treats on us!

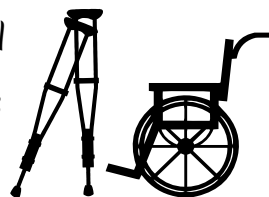


## Available to the community:

Senior Traveler van available! Rides by appointment.  
24-hour notice recommended.  
651-462-5565



Walkers, wheelchairs, crutches and other medical equipment available to rent free of charge. Give us a call if you, or someone you know, are in need.



Linwood Senior and Community Center is available to rent, along with tables and chairs for off-site use. Keep us in mind for your upcoming event!



Meeting room with Free WIFI. Perfect for private meetings, Zoom calls, small gatherings, or just need to get out of your home office, we have the spot for you.

Call for details!



## Upcoming Public Meetings

Town Board  
6pm

October 25  
November 9\*\*  
November 22  
December 13

Road & Bridge  
7pm

November 1  
December 6

SRWMO  
6:30pm

November 3  
January 5 2023  
February 2 2023

School Forest  
5pm

November 7  
December 5

P & Z  
7pm


November 15  
December 20

Parks & Rec  
6pm

November 28  
December 26

## Your Township

### Elections



#### Accuracy Testing:

Election equipment is tested for accuracy prior to each election. Public Accuracy Testing will be held at the Town Hall on Wednesday, **November 2<sup>nd</sup> at 6pm**. The public is encouraged to attend the testing. If you are curious about elections equipment, go to <https://www.anokacountymn.gov/1248/Voting-Equipment> for more information.

#### Absentee Voting:

Linwood residents may absentee vote at the Town Hall during office hours through **Monday, November 7<sup>th</sup>**. The office will also be open for absentee voting on **Saturday, November 5<sup>th</sup> 10am-3pm**.

#### In-person Voting:

The General Election will be held on **Tuesday, November 8<sup>th</sup>**. The polls will be open from **7am to 8pm**. If you're not sure where you vote, see the website for the precinct map. Precinct 1 is at the Linwood Senior Center and Precinct 2 is at the Linwood Covenant Church.



### Driveway Permits



A Driveway Permit is required for the construction or reconstruction of all driveway accesses in Linwood Township. Driveways shall comply with width, slope, and construction materials, per the design standards adopted by the township. No permit is required for standard maintenance such as placing additional gravel on an existing driveway, cleaning out culverts, or mowing. When in doubt, check with the township prior to working in the road right-of-way.

## A note from the Parks department

The Park Board hosted a geocaching event in our parks as part of Linwood Family Fun Day. Lots of people participated, and enjoyed getting out to see many of the 16 beautiful parks we have in our Township. Some of you may be wondering, what is geocaching? Geocaching is a free, outdoor activity where people use GPS to find a hidden container, or a cache. There are millions of geocaches hidden around the world and hundreds of caches located within a 10-mile radius of Linwood Township. Geocaching is a fun activity for people of all ages and can bring you to all sorts of new destinations. All you need is a GPS or an app on your phone and a willingness to enjoy the outdoors.

To find geocaches near you, and to learn more about this fun activity, visit [geocaching.com](http://geocaching.com) or download the geocaching app on your smartphone.

Be sure to follow the Linwood Township Parks Facebook page and let us know about your adventures in our parks!

## GEOCACHING



**Are Your Home’s Smoke Alarms Ready to Save Your Life?**

With National Fire Prevention Week occurring a couple weeks ago and Daylight-Saving Time coming up on Sunday November 6th, 2022, this is the perfect time to remind everyone to check/change the batteries in your home’s smoke alarms. Smoke alarms that are properly installed and maintained play a vital role in reducing fire deaths and injuries. Smoke alarms save lives. If there is a fire in your home, smoke spreads fast and you need smoke alarms to give you time to get out. Having a working smoke alarm cuts the chances of dying in a reported fire in half. Almost two-thirds of home fire deaths resulted from fires in homes with no smoke alarms or no working smoke alarms.

**Choosing a Smoke Alarm**

Be sure that the smoke detectors you buy carry the label of an independent testing laboratory. Several types of detectors are available. Some are powered by batteries, others on household current. Some detect smoke by using an "ionization" sensor, others use a "photoelectric" detection system. All approved smoke detectors, regardless of the type, will offer adequate protection provided they are installed and maintained properly. However, be wary of purchases made on-line from re-sellers on such websites as Amazon. While the cost savings may seem attractive, often the alarms do not carry the label of an independent testing laboratory. Any smoke alarm purchased/installed in your home should have printing on the unit stating that the device has been tested to the UL 217 standard.

**Is One Smoke Alarm Enough?**

Every home should have a smoke detector outside each sleeping area and on every level of the home, including the basement. The National Fire Alarm Code, developed by NFPA, requires a smoke detector in each sleeping room for new construction. On floors without bedrooms, detectors should be installed in or near living areas, such as dens, living rooms, or family rooms. Be sure everyone sleeping in your home can hear your smoke detectors' alarm. If any residents are hearing -impaired or sleep with bedroom doors closed, install additional detectors inside sleeping areas as well. There are special smoke detectors for the hearing-impaired; these flash a light in addition to sounding an audible alarm. For extra protection, NFPA suggests installing detectors in dining rooms, furnace rooms, utility rooms and hallways.

Smoke detectors are not recommended for kitchens, bathrooms or garages - where cooking fumes, steam, or exhaust fumes could set off false alarms - or for attics and other unheated spaces where humidity and temperature changes might affect a detector's operation.

**Where to Install**

Because smoke rises, mount detectors high on the wall or on the ceiling. Wall-mounted units should be mounted so that the top of the detector is 4 to 12 inches from the ceiling. A ceiling-mounted detector should be attached at least 4 inches from the nearest wall. In a room with a pitched ceiling, mount the detector at or near the ceiling's highest point.

In stairways with no doors at the top or bottom, position smoke detectors anywhere in the path of smoke moving up the stairs. But always position smoke detectors at the bottom of closed stairways, such as those leading to the basement, because dead air trapped near the door at the top of a stairway could prevent smoke from reaching a detector located at the top. If you have any questions regarding smoke alarms, please contact the Linwood Fire Department via email: [fireinfo@lindwood.org](mailto:fireinfo@lindwood.org)

**Mailbox Policy**

**Policy Statement**

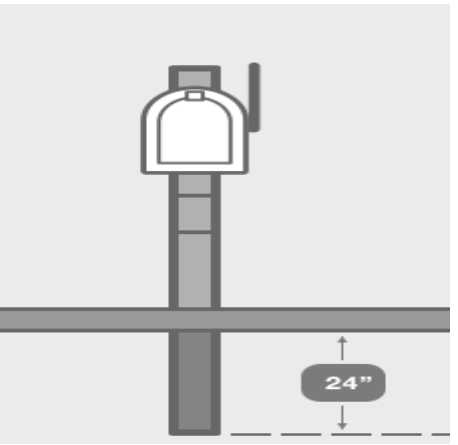
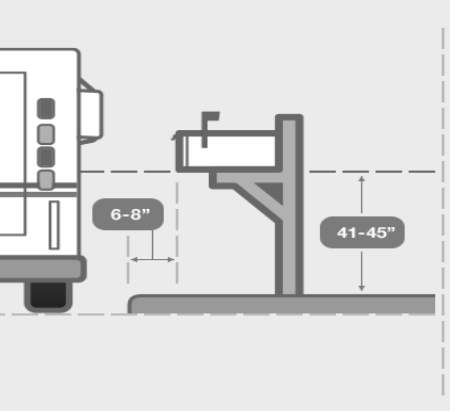
Every year Linwood staff get calls about damaged mailboxes due to snow plowing. Starting in the winter of 2019, the Township will only do repairs to the mailboxes that are physically hit by the township snow removal equipment and that comply with Minnesota Department of Transportation mailbox support swing-away type as described in the policy guidelines.

**Policy Guidelines**

The Township would prefer that the use of swing away mailbox stands are used, but is not requiring them. The Township however is requiring that the same height and setbacks are followed. In the case that a swing-away mailbox is not being installed, here are the post requirements.

State law mandates that all mailbox supports meet the following criteria. Wood posts cannot be larger than 4 x 4 inches. Metal pipe can be no larger than 2 inch inside diameter, standard steel or aluminum. There should be one support for one box or two for a group of boxes. The supports should yield or collapse if struck, bend or fall away from the vehicle, not create severe deceleration, not be fitted with an anchor plate (metal post), not be embedded in the ground more than 24 inches. There is to be 42-inch clearance from the road surface to the bottom of the box or support to allow for the snow plow to get under the structure. The Public Works Department also requires that paper tubes mounted on mailbox posts must meet the 42-inch clearance. Contact the Township to get a copy of the State of Minnesota Department of Transportation mailbox regulations.

**Proper installation:**



**Snow Removal Policy**

**It is unlawful to plow snow from driveways onto or across City, County, or State roads under Minnesota Statue 160.2715(a) (1).**

With the advent of Minnesota snow season comes the concern about access to work, school and business. The safety and convenience of the traveling public is a main concern of Linwood Townships Public Works Department. The goal of the Public Works Department is to have all Township streets passable within a reasonable amount of time after a snowfall has stopped.



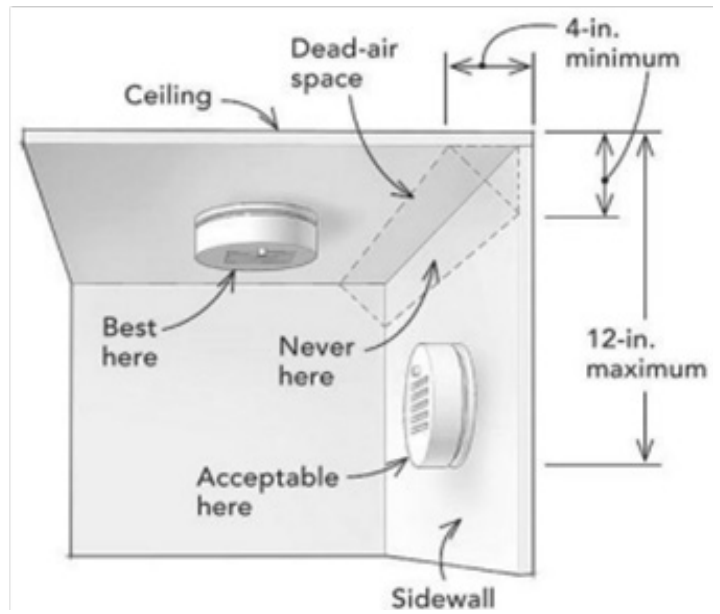
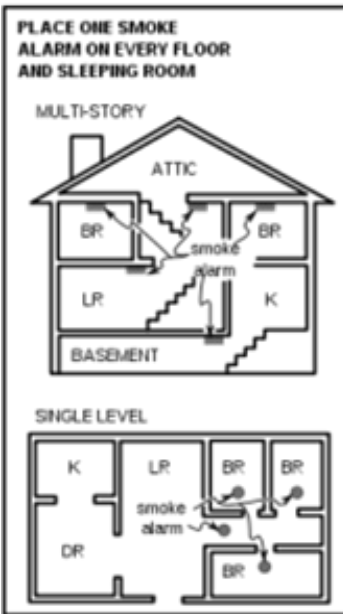
Linwood Township does not assure a completely bare road and will not salt/sand entire sections of roadway. Users of the roadway system are reminded to exercise caution and drive with care.

**Dispatching Snowplows**

Linwood Township will usually not dispatch snowplows until after a snowfall has stopped. During extended periods of snowfall, exceptions may be made. Snowplows will not be sent out in situations that may be hazardous due to restricted visibility or other hazard conditions.

**Information-** Questions or concerns regarding snow removal and/or road conditions should be directed to Linwood Townships Public Works Departments email at [maintenance@linwoodtownship.org](mailto:maintenance@linwoodtownship.org) or reach the office at 651-462-2812. Emergencies may be reported to the Anoka County Sheriffs by dialing 911.

\*full policy can be found on [Linwoodtownship.org](http://Linwoodtownship.org)



## CLEAN OUT RESPONSIBLY

What goes where?

**Bulky Items - Trash:** Large items can be brought to the Linwood Recycling Center. Items may incur a disposal fee.

**Bulky Items - Recyclable:** Scrap metal, mattresses, couches, appliances and electronics can be brought to the Linwood Recycling Center. Items may incur a disposal fee.

**Yard Waste:** Do *not* put yard waste in your trash – it's illegal. Bring your yard waste to the Linwood Recycling Center, free of charge.

**Donations:** Bring usable clothing to the USAgain bin and household items in good condition to the Re-Use Area located at the Linwood Recycling Center. Items are also available to take home. At-will donations are accepted.

**Household Hazardous Waste (HHW):** Products that contain the words “Caution”, “Warning”, “Danger” or “Poison” do not belong in the trash and are **not accepted** at the Linwood Recycling Center. These must be brought to the Household Hazardous Waste Facility at 3230 101st Ave NE, Blaine, MN 55449



.....Please see Anoka County's website for a complete list of what is or is not accepted at the Household Hazardous Waste Facility.



The Recycling  
Center & Re-Use Area  
will be closed on

November 24th & 26th  
December 24th  
December 31st

## Recycling Center

651-272-5102

22817 Typo Creek Dr. NE  
Stacy, MN 55079

recycling  
@linwoodtownship.org

Paul Deuth  
Recycling Coordinator

### HOURS:

Tuesdays 12:00 pm - 4:30 pm

Thursdays 8:00 am - 12 noon

Saturdays 8:00 am - 12 noon

**\*Closed Holidays\***



Visit  
[Linwoodtownship.  
org/recycling](http://Linwoodtownship.org/recycling)


for more information on pricing  
and full list of accepted items.



## Holiday items accepted at the Linwood Recycling Center

Organic Decor, including but not limited to:

- ☛ pumpkins
- ☛ flowers & plants
- ☛ corn stalks
- ☛ gourds
- ☛ pine cones
- ☛ Christmas trees & wreaths (live & artificial)
- ☛ straw & hay



**Items** MUST BE CLEAR OF ALL decorations!  
Lights are accepted separately.

Don't forget to stop by the  
Linwood Recycling Center's  
*Re-Use Area* and put  
something to reuse!

At-will donations are accepted  
for any *Re-Use Area* item.  
Proceeds are reinvested into  
the recycling program.

## Don't let your septic system freeze

The following tips will help keep your septic system warm and happy this winter and prevent the costs and inconveniences that come when elements of a septic system freeze up.

- Place a layer of mulch 8 to 12 inches thick over the pipes, tank, and soil treatment system to provide extra insulation. This can be straw, leaves, hay or other loose material that will stay in place and not become compacted. This is particularly important for new systems that were installed so late in the year that vegetative cover didn't get established. However, if the system is currently frozen, don't add mulch now; it will delay thawing in the spring.
- Use water—the warmer the better—if you're worried your system is starting to freeze. Spread out your laundry schedule so you run one warm/hot load a day. Use the dishwasher and take hot baths. Do not leave water running all the time—this will overload the septic system.
- Going away for an extended period? Have someone use warm water in the home regularly or pump out your tank before leaving.
- Fix any leaky plumbing fixtures or appliances in your home. This will help prevent freezing problems and help your system perform better all year,
- Keep all vehicle, animal, and people traffic off the system. This is a rule to follow all year as compacted snow and soils cause frost to go down deeper and faster. Pay special attention to the area between the house and tank.
- Keep an eye on your system. If any seeping or ponding occurs, contact an on-site professional to help determine the cause and remedy.
- Add more insulation to your system. This could include replacing pipe with insulated pipe, adding expanded foam panels over septic tanks, or adding more soil cover.

## If your system freezes

If your septic system freezes, call a septic system professional. The MPCA website includes a search tool for finding certified professionals in your area. The pros have devices called steamers and high-pressure jetters for thawing pipes.

Other methods used to fix a freezing problem include adding heat tape and tank heaters. Cameras can be sent down pipes to determine where freezing is occurring. If the soil treatment system is full of ice, or there is evidence of leaking, skip trying to thaw the lines leading to the treatment area as it cannot accept liquid until the area thaws in spring.

If it's not feasible to correct a problem, the only option is using the septic tank as a holding tank until the system thaws naturally. Contact a pumper to empty the tank when it starts to fill up. In this situation, reduce water use by limiting the number of toilet flushes, taking short showers, and using the dishwasher at full capacity.

## Why Pump Your Tank?

Maintenance prevents  
costly repairs



Increase septic  
system lifespan



Avoid clogs and  
backups



Prevent backups on  
the lawn



Keep groundwater,  
streams, and lakes  
clean!



Ensure smooth  
drainage



Three years is the longest you should go  
without pumping your septic tank. Avoid  
costly repairs. Keep our lakes, rivers, and  
drinking water clean!

Sunrise River Watershed Management Organization

[www.SRWMO.org](http://www.SRWMO.org)